




# A PERFORMANCE TO REMEMBER









# MAXIMIZE YOUR LIVING SPACE

---

multi panel designs to fit any décor and space

maximum design options to meet your specific requirements

a variety of configurations ranging from center opening to side openings

---

## THE PERFECT SPACE SOLUTION







# LONG-LASTING BEAUTY

---

all-welded sash for greater sturdiness

superior air and water performance

metal reinforced vinyl profiles for long lasting quality construction

designed to use common 1" and 1 3/8" insulated glass

R-6 ability and ENERGY STAR® qualified for superior thermal performance

---









# INNOVATIVE SOLUTIONS





multi-point locking system for enhanced security

smooth, trouble-free operation

top hung roller system

ease of installation

suitable for new construction or retrofit market



Note : Hardware could be different with different models .